



Online Learning at The American University in Dubai

Table of Content

- Expectations for Online Learning
- How to Access Classes
 - Logging in to Blackboard
 - Blackboard layout
- Online Classes Through Blackboard
- Online Classes Through Other Platforms
- A Glimpse of How Your Sessions Would Look Like....
- Expectations for Quizzes / Exams
- Questions
- Appendices

A person with a beard, wearing a plaid shirt, is sitting at a wooden desk. They are using a silver laptop with their left hand and writing in a spiral notebook with a pencil in their right hand. The background is dark and out of focus. The text "Expectations for Online Learning" is overlaid in white on the image.

Expectations for Online Learning

At AUD we use Blackboard for Online Learning.

It allows you to imagine that you are taking the classes from the comfort of your home.

We just want you to make sure that you have a dedicated space that you can use for every class without any interruptions

We expect you to show the same respect towards the faculty and your fellow classmates as you would in class



It is strictly FORBIDDEN to take any pictures or videos while taking the course.

It is also strictly FORBIDDEN to post anything from the sessions on Social Media as it is punishable with jail time or a fine under UAE IT laws

****Any student breaching these guidelines may face disciplinary action and/or the AUD Conduct Council****



How to Access the Blackboard

<https://ecourses.aud.edu/>



Click here to login

When you go to <https://ecourses.aud.edu/> this is the first page you will see

Windows Security



Microsoft Edge

Connecting to adfs.aud.edu.

Domain: AUDA

OK

Cancel

Once you log in , you will be directed to the institution page.
On this page you will see all the courses that you registered for that semester.

The screenshot displays the Blackboard user interface. At the top left is the Blackboard logo with 'AMERICAN UNIVERSITY IN DUBAI' and 'learn+'. The top right navigation bar includes 'My Institution', 'Courses', 'Community', and 'Services'. Below this is a secondary navigation bar with 'My Institution', 'Notifications Dashboard', and 'Download Application'. A blue bar contains 'Add Module', 'Personalize Page', and a scroll icon. The main content area is divided into three panels:

- Tools:** A list of links including Announcements, Calendar, Tasks, My Grades, Goal Performance, Goals, Application Authorization, and another Application Authorization link.
- My Announcements:** A section titled 'No Institution Announcements have been posted in the last 7 days.' It lists 'Foundational Mathematics for Business - SEC A - Summer I 2020' with sub-links for 'New test', 'join the class zoom now', and 'link for today's class'. It also includes 'Library Resources' with a link 'Use Chrome, Not Safari!' and a 'more announcements...→' link.
- My Organizations:** A section titled 'You are not currently participating in any organizations.'
- My Courses:** A section listing courses where the user is an Instructor: 'Advising 101 – SEC A - Spring2020', 'Beginning Algebra - SEC A - Spring 2020', 'Developmental Mathematics I - SEC A - Fall 2019', 'Developmental Mathematics I - SEC A - Summer I 2019', 'Developmental Mathematics I - SEC B - Fall 2019', 'Foundational Mathematics for Business - SEC A - Spring 2020', and 'Foundational Mathematics for Business - SEC A - Summer I 2020'. It also lists announcements for the Summer I 2020 course with sub-links for 'New test', 'join the class zoom now', and 'link for today's class'. Below this, it lists courses where the user is a Student and includes 'Library Resources' with a link 'Use Chrome, Not Safari!'.

Once click on a specific course, you can check the [content area](#), announcements, [tools](#), grades, help and etc..

Home Page

Foundational Mathematics for Business - SEC A - Summer I 2020

- Home Page
- Announcements
- Content Area
- Discussions
- Tools
- Ebrary
- Help

Home Page

Add Course Module

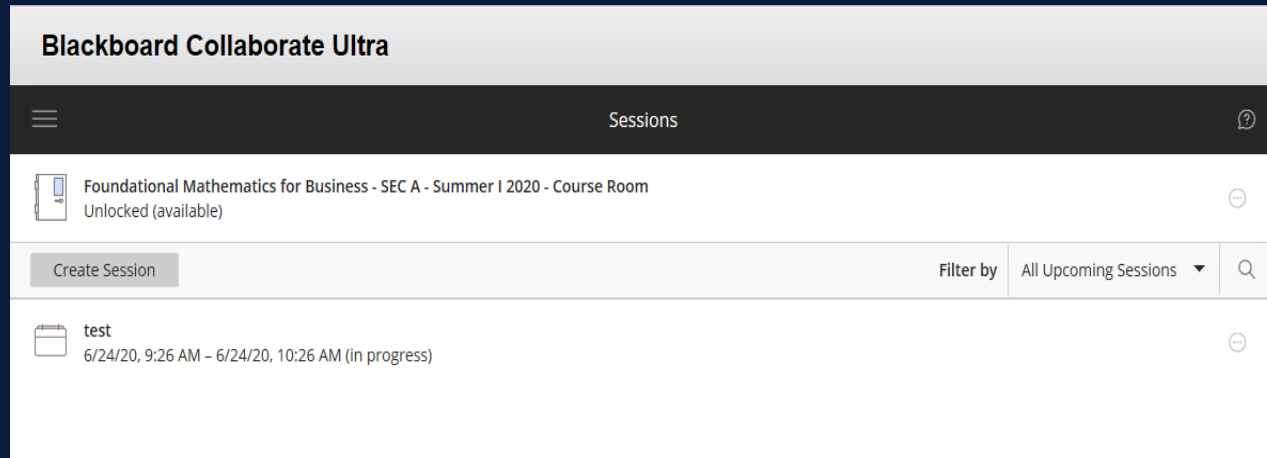
My Announcements

Foundational Mathematics for Business - SEC A - Summer I 2020

- > [New test](#)
- > [join the class zoom now](#)
- > [link for today's class](#)

[more announcements...→](#)

Online Classes Through Blackboard



Blackboard Collaborate Ultra

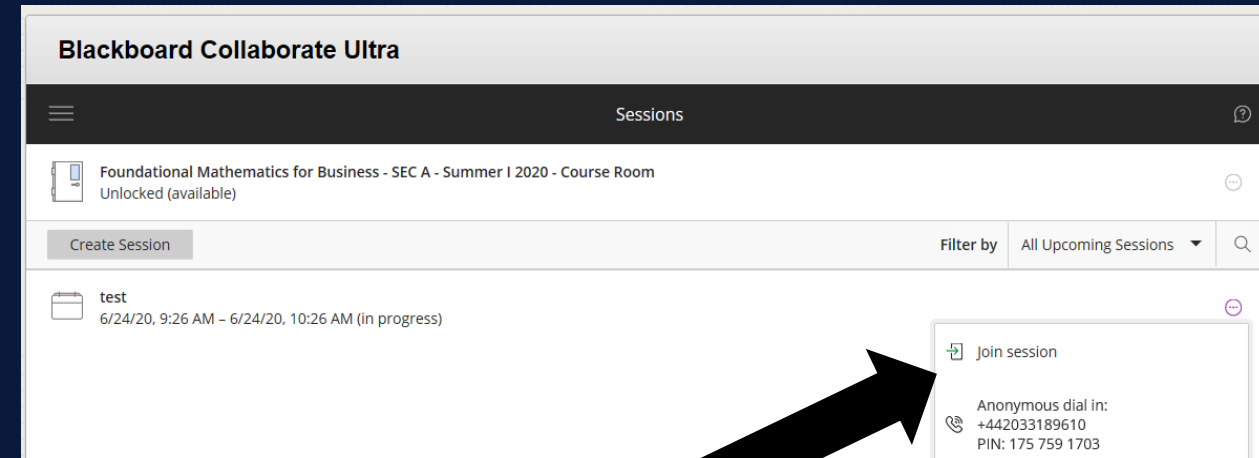
Sessions

Foundational Mathematics for Business - SEC A - Summer I 2020 - Course Room
Unlocked (available)

Create Session

Filter by All Upcoming Sessions

test
6/24/20, 9:26 AM - 6/24/20, 10:26 AM (in progress)



Blackboard Collaborate Ultra

Sessions

Foundational Mathematics for Business - SEC A - Summer I 2020 - Course Room
Unlocked (available)

Create Session

Filter by All Upcoming Sessions

test
6/24/20, 9:26 AM - 6/24/20, 10:26 AM (in progress)

Join session

Anonymous dial in:
+442033189610
PIN: 175 759 1703

Under Tools area there is a section called Blackboard Collaborate Ultra, this feature allows you see the scheduled online learning sessions that you can join

Simply click on this link to join the session

Online Classes Through Other Platforms...

Microsoft Teams

- Please follow the [SIGN-UP](#) link to create an account
- Follow the instructions and once you have activated your account
- Click on the Logo on the bottom right to access the link to download Microsoft Teams on your Computer
- After Downloading the App on the computer you will be asked to Sign In
- Once you sign in you will be able to reach your professor/fellow students easy via Microsoft Team's calls, Messages & video by searching their names.



Microsoft Teams

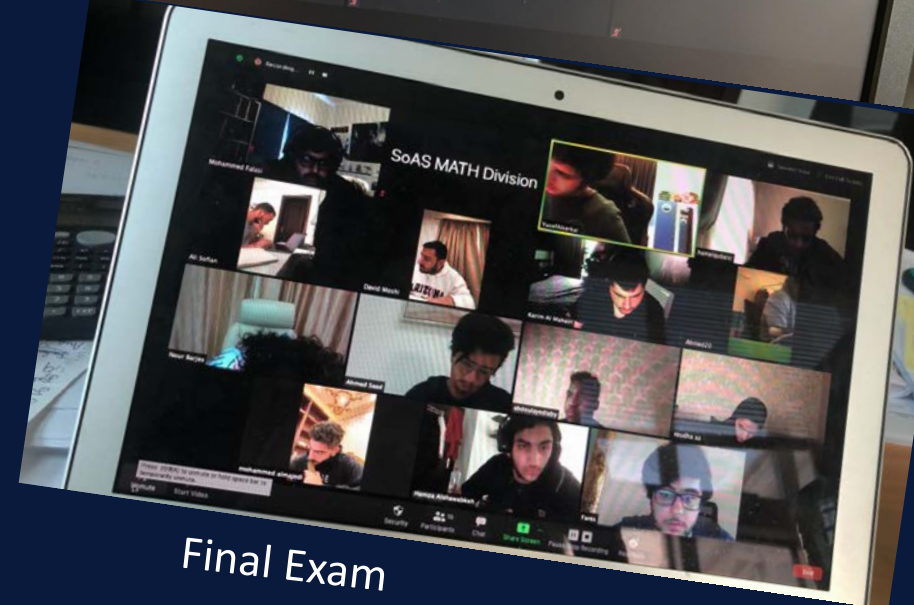
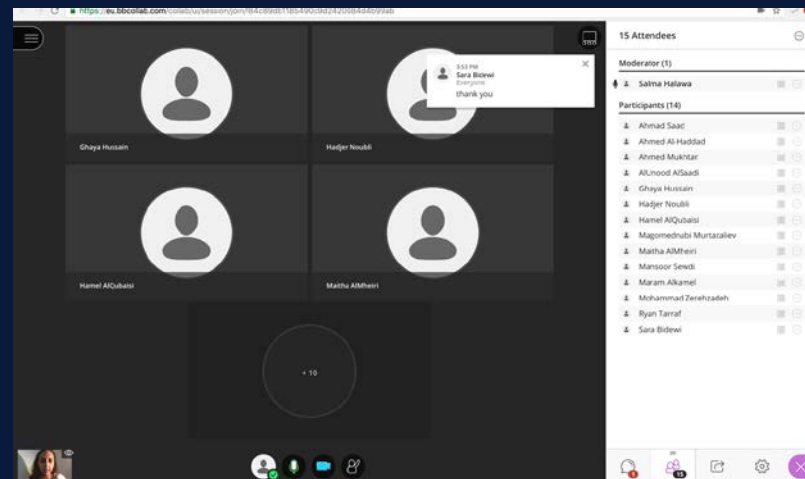
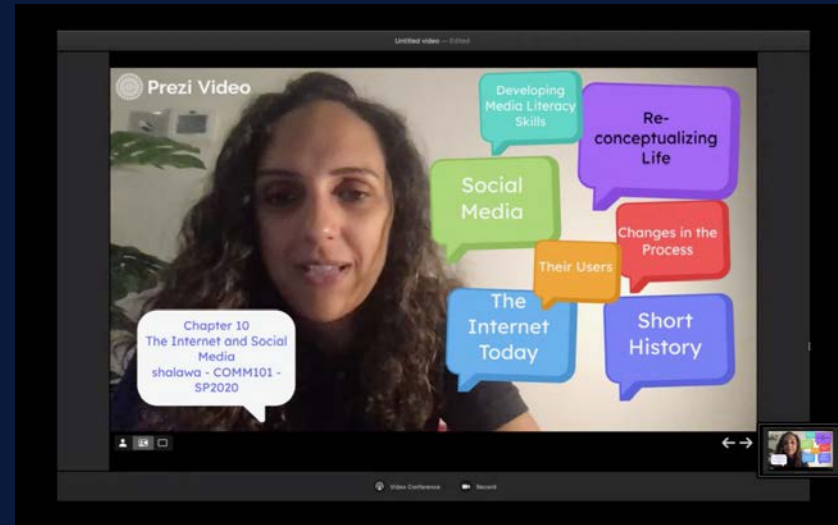
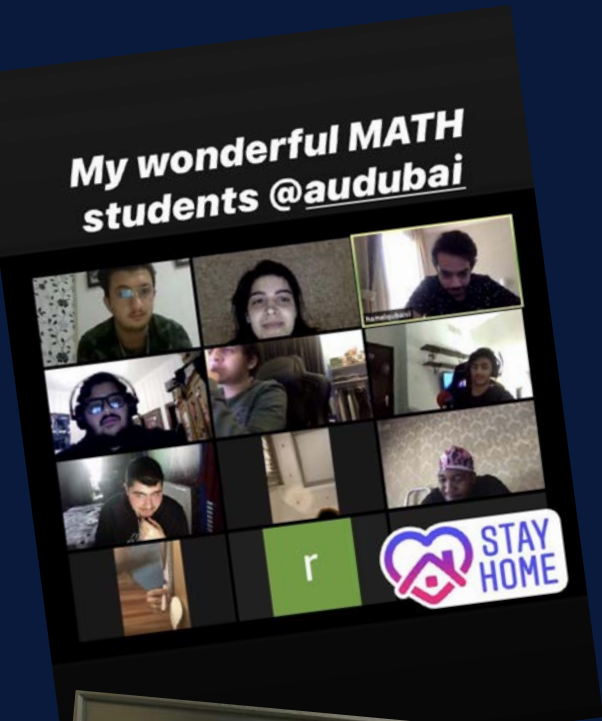
Online Classes Through Other Platforms Continued...

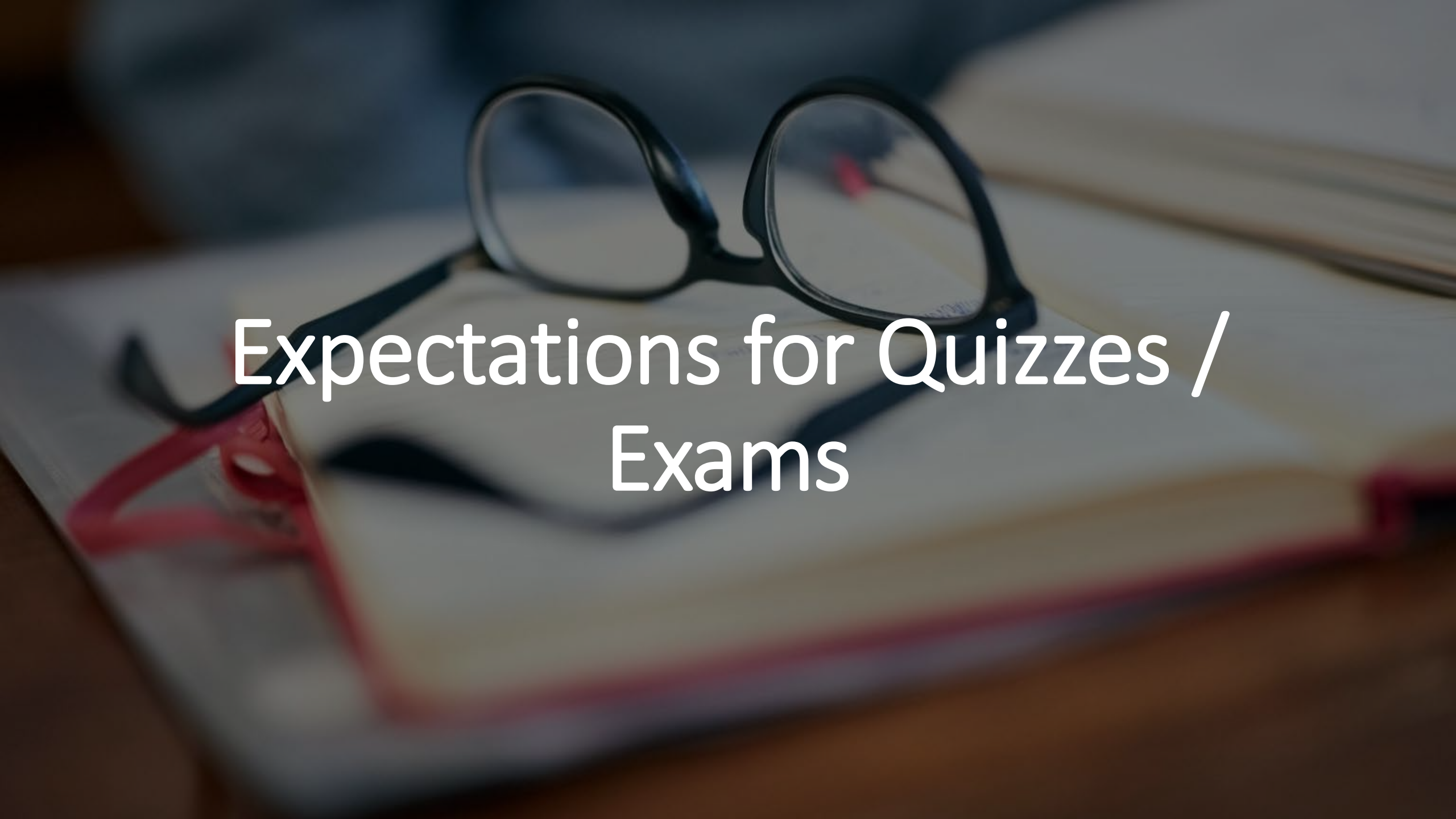
Zoom

- Please follow the [SIGN-UP](#) link to create an account
- Follow the instructions and once you have activated your account
- Click on the Logo on the bottom right to access the link to download Zoom for your Computer
- After Downloading the App on the computer you will be asked to Sign In
- If you do not wish to create an account, you can always access the link shared by your instructor for Zoom and access it without creating an account.



A Glimpse of How Your Sessions Would Look Like....



A pair of black-rimmed glasses is resting on an open book. A red bookmark is visible on the left page. The background is slightly blurred, showing the pages of the book and a wooden surface.

Expectations for Quizzes / Exams

- Online exams will be proctored through Respondus Lockdown Browser
 - It is a simple to use browser add-in to Blackboard that would not allow you to access any websites / tabs/ task keys except that of the exam during the timeslot of the exam.
- Proctoring of online exams also involves use of [Respondus Monitor](#) and/or a similar video enabled application such as [Zoom](#).

****A student cannot opt out of turning on the camera when it is required according to the above guidelines. This is in line with AUD's academic integrity guidelines, as well as the UAE's Ministry of Education directive on ensuring academic integrity during distance learning****





Questions?

- IT related issues contact ithelpdesk@aud.edu
- Course related issues contact [Your Course Faculty](#)
- Blackboard Issues you can use [On Demand Help](#)

Thank You for Watching

Welcome to The American University in Dubai