

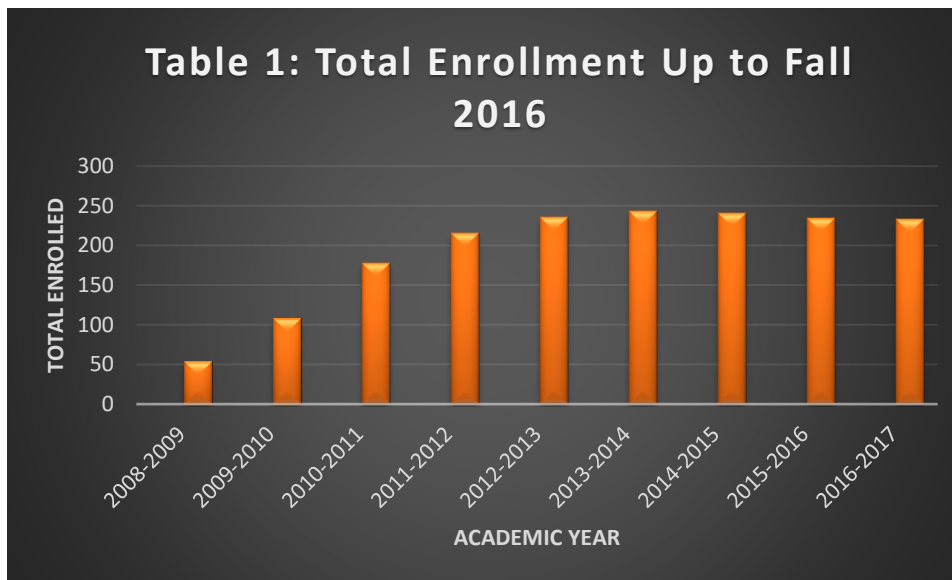
MBRSC Enrollment Retention AY 2016-2017

MBRSC Enrollment Rates

The Mohammed Bin Rashid School for Communication (MBRSC) graduates talented, proficient, and dedicated young media professionals. The American University in Dubai first offered the Bachelor of Communication and Information Studies (BCIS) degree in the fall of 2007. The current program has taken effect at the beginning of AY 2009-2010. Mr. Ali Jaber has been the dean of the school ever since the shift to the new curriculum.

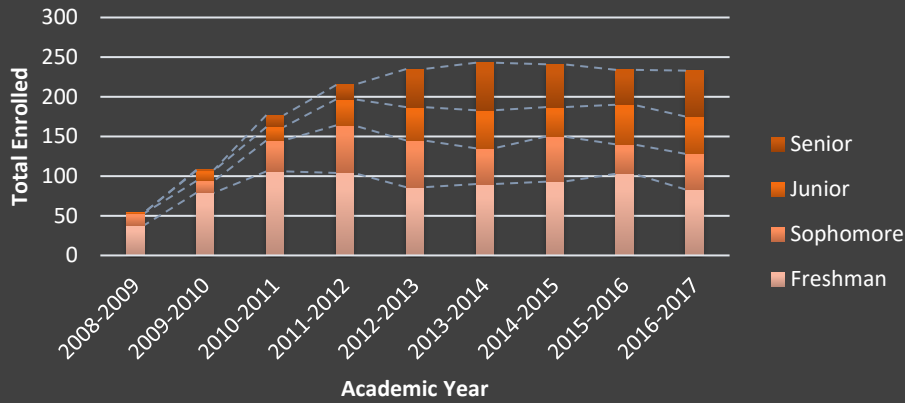
The MBRSC students may join the Digital Production and Storytelling (DPST) or the Journalism (JOUR) major, both of which begin at the freshman level with fundamental concepts, theories, and media ethics and culminate in a capstone project and an internship at a reputable media firm in the UAE. The DPST and JOUR majors offer Arabic track options allowing the students to take all their writing courses in Arabic.

The total enrollment at the MBRSC as of fall 2016 is 233 undergraduate students (see Table 1). The total number of the MBRSC students for the last four academic years has averaged 238 students.



The largest number of students by year of study in the MBRSC is consistently that of the freshman (see Table 2). This figure though may be inflated because some students take more than one academic year to move to the sophomore status since they have to complete remedial English and/or math courses that are non-credited.

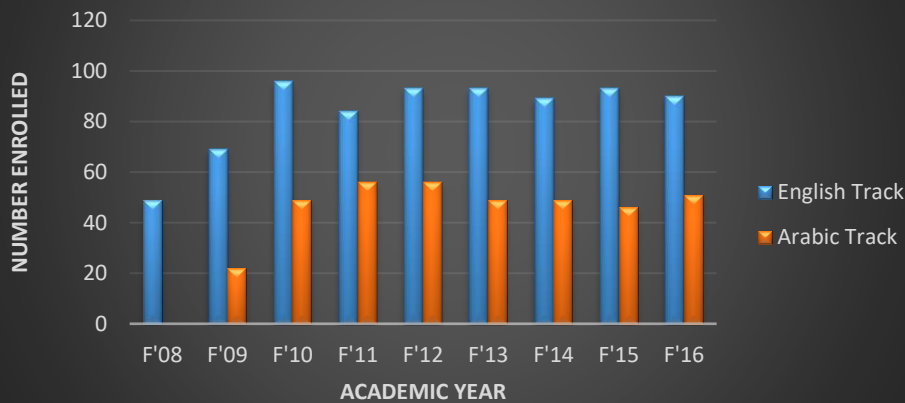
Table 2: Total Annual Enrollment by Seniority



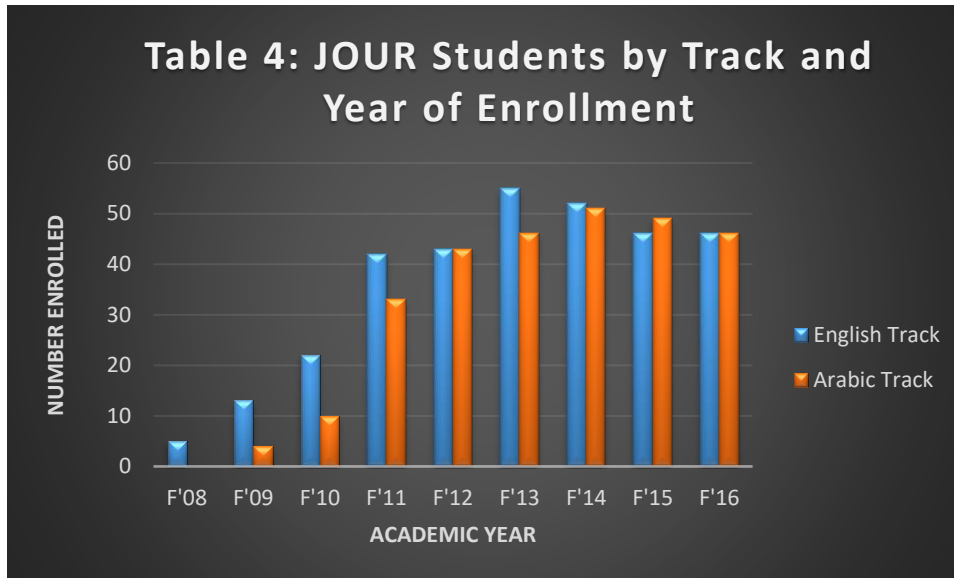
The MBRSC provides yearly around 15 merit-based scholarships, sponsored by the Mohammed Bin Rashid Foundation (MBRF). The scholarships are for Arabic track students joining the Journalism or the Digital Production and Storytelling majors. This guarantees having in the classrooms a high concentration of intellectually engaged and high performing students as well as having Arab students from all economic backgrounds. As of fall 2015, the proportion of the MBRSC students who have the MBRF scholarship averaged 28%.

In the DPST major, the number of English track students is almost double the number of Arabic track ones (see Table 3).

Table 3: DPST Students by Track and Year of Enrollment

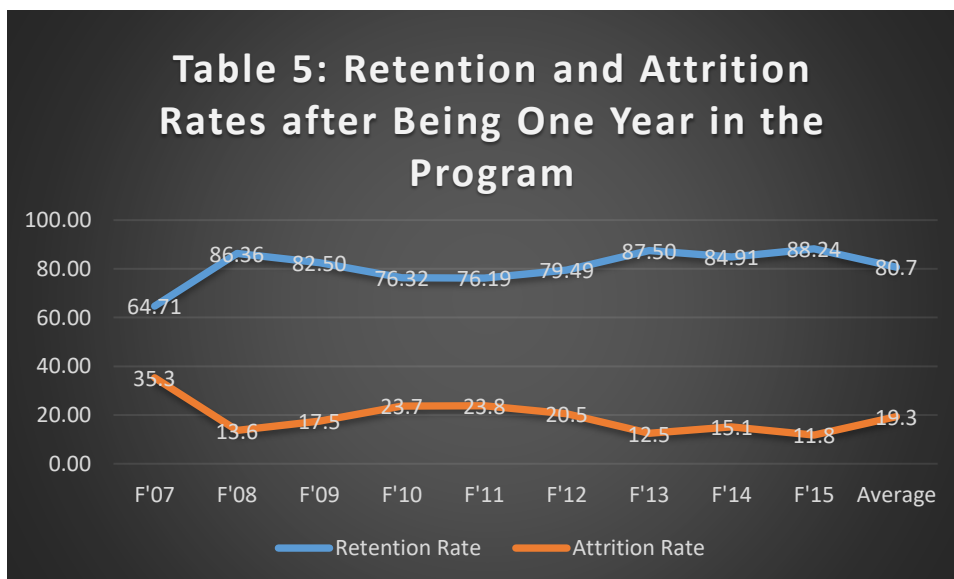


On the other hand, among the JOUR major, the numbers of students enrolled in the Arabic and English tracks are highly comparable and even identical in AY 2016-2017 (see Table 4).



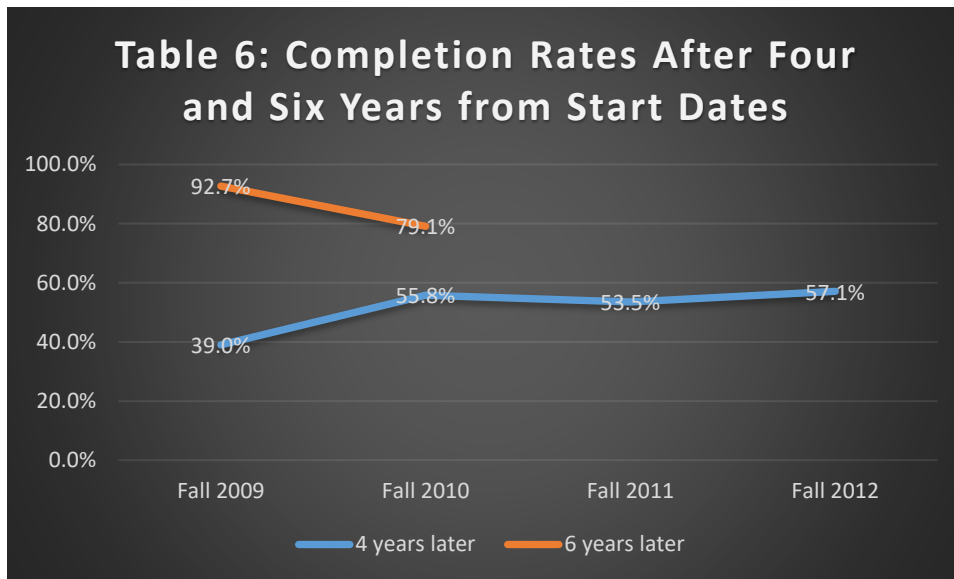
MBRSC Retention and Graduation Rates

The Retention Rates in Table 5 reflect the proportion of the MBRSC students who stayed in the program a year after they enrolled. The Retention Rate of students who joined in fall 2015 and are still in the program in fall 2016 is 88%, which is considered to be a very healthy number. The Attrition Rate is the proportion of the MBRSC students who are no longer in the program a year after they initially joined.



The Graduation Rates presented in Table 6 are computed for students who joined in fall 2009 onward. These Graduation Rates represent the proportion of students who completed their degree requirements, after four years and six years from the time they joined the program. For the cohorts that joined the MBRSC program in 2009 and 2010, the Graduation Rates computed four years later are 39% and 56% respectively, and are 93% and 79% respectively six years later.

Taking into account the average Attrition Rate of 19%, calculated at the end of the freshman year, The Completion Rates for the MBRSC students who stay beyond the Freshman year are almost 100% after six years of study.



Employment Rates of MBRSC Graduates

The employment rates noted in Table 7 are based on the last survey conducted in the summer of 2016 including all 249 BCIS alumni who graduated from the MBRSC since its launch in 2007 until May 2016. Excluded from Table 7 though are the 48 May 2016 graduates since many of them were unlikely to have found employment at the time the survey was conducted. As for the pool of BCIS graduates from May 2011 to May 2015, the overwhelming majority, 89%, were working full time, and only 5% were not working at the time of the survey.

Table 7: Employment rates including all BCIS graduates that completed their degree requirements and were contacted successfully**

Status of BCIS Graduates	N	%	Cumulative %
Graduates working full time	158	89.3	89.3
Graduates working part time	3	1.7	91.0
Graduates pursuing a Master	7	3.9	94.9
Graduates not working	9	5.1	100.0
Total MBRSC graduates	177	100	

** Excluded from this analysis are the 24 students who could not be contacted.